




LUBESITE[®]
SYSTEMS

The full line of cost reducing, single-point lubrication solutions.



Contents

Overview.....	3
LubeSite Grease Feeders	4
Installation.....	6
LubeSite 200 Series	10
LubeSite 300 Series	11
LubeSite 500 Series	12
LubeSite 704.....	13
LubeLine™ Refill Kit.....	14
LubeSite Oil Feeders	15
LubeSite Drip Oilers	16
LubeSite Gravity Feed Oilers	17
LubeSite Chain Oilers	18
Denco Constant Level Oiler	20
Accessories and Kits	22
Oil Level Sight Plugs	23
LubeSite Vented Liquid Level Sight	24
LubeSite Adjustable Valve Flow Sight	25
Adapters and Couplers	26
Industries	27

Overview

LubeSite—the Systematic Approach to Single-Point Lubrication

Grease and oil lubrication are critical parts of maintenance in any industrial operation. Proper lubrication saves a tremendous amount of money by reducing equipment downtime and lost labor hours, as well as giving equipment longer life. Why take chances with lubrication? LubeSite by Bijur Delimon eliminates the guesswork. Your local distributor can show you how.

Environmentally-minded manufacturers will appreciate the refillable feature of these single-point lubricators, since the unit can remain mounted on a bearing, with just pennies of oil or grease to top off the reservoir. Oil and grease used in other applications on the plant floor are suitable for these units.



LubeSite Grease Feeders

Applications

LubeSite automatic lubricators can be used on any equipment that has:

- + Anti-friction oscillating, ball or roller bearings
- + Shielded bearings with seals
- + Bronze, oilite or open bearings
- + Requires bearing flushing action
- + Uses NLGI grade 0 to grade 4 non-separating grease
- + Operates in an ambient temperature from -10°F to 450°F (-23°C to 232°C)

LubeSite Series 200, 300, 500:

-10°F to 250°F (-23°C to 121°C)

LubeSite 704: 0°F to 450°F (-17°C to 232°C)

Benefits

- + Refillable/reusable
- + On-demand operating principle
- + Activation is immediate
- + No cumbersome dip switch/activator plug settings
- + No battery or gas
- + No hazardous battery/gas units to dispose of
- + Low pressure operation
- + See thru reservoir
- + Can use with any NLGI grade 0 to grade 4 non-separating grease
- + Models available to operate in harsh conditions
- + Can be mounted in any position
- + Can be used in any hazardous area
- + Reservoirs available in 1, 2 and 6 oz capacity



Save Money

Almost half of all bearing failures are due to improper lubrication. Over- and/or under-greasing cause the majority of problems. Here are the major advantages of using a LubeSite product:

- + Fewer replacement bearings
- + Less downtime for bearing replacement
- + Less grease used
- + Fewer man-hours spent relubricating

Prevent Over- and Under-Lubrication

Manual greasing with a grease gun is a method of lubrication determined by an estimate of the amount of grease used. The fact is, there is no accurate way to know when a bearing is getting too little or too much grease. The variables are endless.

Protect Personnel

Because LubeSite units often permit longer periods between greasing, your personnel can avoid lubricating while equipment is operating. Normal shutdown periods may be used.

The transparent reservoir permits a visual inspection of grease level from a safe distance whenever lubrication is required in a hazardous or hard-to-reach location. The LubeLine refill kit can be used to refill LubeSite units in hard-to-reach areas (see page 14).



Installation

Operation

LubeSite automatic grease feeders have only two moving parts (spring, piston with metering rod and piston seal ring). The design combines foolproof simplicity with rugged component strength for dependable, controlled lubrication.

The graduated channels in the meter rod allow the bearing to use grease as required. Once the reservoir is filled and the unit is connected to a bearing, the single-point lubricator uses Venturi action to discharge lubricant only when the bearing is in motion. Thus, grease is never packed into the bearing. This benefits manufacturers that will have some planned machine downtime, because over-lubrication is eliminated. Because the single-point lubricator only generates 1-5 psi it will not blow bearing seals. When the bearing stops, so does the grease flow.

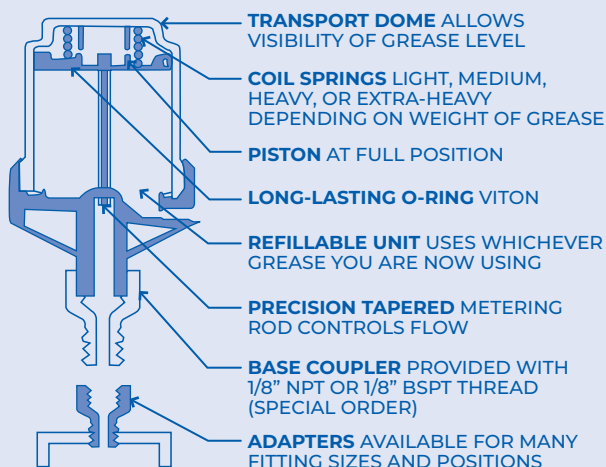
Start Up Instructions

1. Use proper spring.
2. Remove grease fitting from equipment or bearing housing.
3. Fill with grease.
4. Screw the LubeSite assembly directly into the grease fitting hole. Turn hand tight only.
5. LubeSite can be refilled while mounted on equipment.

For more detailed installation and mounting instructions see Service Sheet #32854: LubeSite Grease Feeders 200-700 Series Installation Instructions.



LubeSite Grease Feeder (cut-away)



Maintenance and Cleaning

LubeSite units are made from high-quality, heavy-duty engineered materials and are manufactured to meet rigid standards. These units require only minimum care to provide long, trouble-free service under normal operating conditions.

The transparent dome should be kept free of exterior dirt, so that the interior grease level can always be seen. Most dirt can easily be removed with mild detergents (never use solvents). Grease fittings should be wiped clean before and after filling and the protective cap replaced.

We recommend that the LubeSite unit be thoroughly cleaned inside and out about once a year as a routine, or whenever the grease has separated or solidified. More cleaning may be required in extremely dirty or dusty environments.



Size and Spring

Static and Dynamic Bearing Conditions

LubeSite 200 Series is specifically designed for bearing housings that operate under static conditions. These units should not be specified for dynamic conditions. Specify the 300 Series (metal base) units for dynamic, impact, high torque or vibrating applications.

Harsh Atmospheres

LubeSite 500 Series is designed for corrosive atmospheres while the 704 unit is designed for high temperature (up to 450°F) applications.


Grease Types

Almost all grade 0 to grade 4 non-separating grease will work.

Selecting the Proper Unit Size and Spring

To determine the LubeSite unit size, you need to know the bearing shaft diameter and speed, as well as the bearing class. For example, if the shaft diameter is 2", the bearing is sealed and the shaft speed is a continuous 2000 rpm, you will need an extra large unit. See the size selection guide on page 9.

To determine the proper spring, you need to know the operating temperature and the grease weight. For example, if the operating temperature of the bearing ranges from 60°F to 80°F, and you're using grade 2 grease, then you will need a medium (silver) spring. See the spring selection guide on page 9. If mounting on an extension, use of an extra heavy (orange) spring may be required (spring effectiveness will vary with application).



LubeSite Size Selection Guide

Bearing Shaft Diameter	Up to 1-1/2"			
Operating Condition	Intermittent		Continuous	
Class of Bearing	Open	Sealed	Open	Sealed
Under 2500 rpm	1 oz	1 oz	1 oz	1 oz
Over 2500 rpm	2 oz	2 oz	2 oz	2 oz
Bearing Shaft Diameter	Over 1-1/2"			
Under 1000 rpm	2 oz	2 oz	2 oz	2 oz
1000-2500 rpm	2 oz	2 oz	6 oz	6 oz
Over 2500 rpm	6 oz	6 oz	6 oz	6 oz

Note: Bigger isn't always better. Don't intentionally oversize LubeSite units.

LubeSite Spring Selection Guide

Operating Temperature	Grease (Grade)				
	0	1	2	3	4
-10°F to 40°F (-23°C to 4°C)	Blue	Silver	Red	---	---
40°F to 110°F (4°C to 43°C)	Blue	Silver	Silver	Red	---
110°F to 200°F (43°C to 93°C)	---	Blue	Silver	Silver	Red
200°F to 250°F (93°C to 121°C)	---	---	Blue	Silver	Red

How to Order Springs

Color	Strength	Part Number		
		For use with the following units		
		202/302/502	205/305/505	260/360/560
Blue	Light	202-7	205-7	360-7
Silver	Medium	202-8	205-8	360-8
Red	Heavy	202-9	205-9	360-9
Orange ¹	Extra heavy	202-15	205-15	360-15
Color	Strength	704		
Green	Medium	7107408		
Yellow	Heavy	7107409		

¹ Available for 1 oz, 2 oz and 6 oz grease feeders to be used on extension and where greater pressure is desired for flushing action.

LubeSite 200 Series

Polycarbonate Base

LubeSite 200 Series feature a clear, polycarbonate reservoir and base. This design allows for a visual inspection of the unit's internal workings. The 200 Series units should be specified for applications with minimal vibration, impact, shock, high-torque or centrifugal forces. All units are assembled with medium springs (light and heavy springs are included in each box). An extra heavy (orange) spring is available for applications requiring the use of an extension or for higher pressure flushing applications.

Technical Data

Material	Polycarbonate domes and bases
Thread Size	1/8" NPT or 1/8" BSPT
Operating Temperature	-10°F to 250°F (-23°C to 121°C)

How to Order

Reservoir Capacity	Dimensions	Part Number
1 oz (28.3 g)	1-3/4" diameter (44.5mm)	202
	3-5/8" height(92.1mm)	202 BSP
2 oz (56.7 g)	2-3/8" diameter (60.3mm)	205
	4-5/8" height(117.5mm)	205 BSP
6 oz (170.1 g)	3" diameter (75mm)	260
	6" height (152.4mm)	260 BSP

Part numbers with BSP designation come with a BSPT coupler installed. All standard part numbers come with a NPT coupler installed.



LubeSite 300 Series

Metal Base

LubeSite 300 Series are designed for applications subject to vibration, impact, shock, high-torque or centrifugal forces. All units are assembled with medium springs (light and heavy springs are included in each box). An extra heavy (orange) spring is available for applications requiring the use of an extension or for higher pressure flushing applications.


Technical Data

Material	Domes	Polycarbonate
	Bases	Lightweight anodized aluminum
Thread Size	1/8" NPT or 1/8" BSPT	
Operating Temperature	-10°F to 250°F (-23°C to 121°C)	

How to Order

Reservoir Capacity	Dimensions	Part Number
1 oz (28.3 g)	1-3/4" diameter (44.5mm)	302
	3-5/8" height (92.1mm)	302 BSP
2 oz (56.7 g)	2-3/8" diameter (60.3mm)	305
	4-5/8" height (117.5mm)	305 BSP
6 oz (170.1 g)	3" diameter (75mm)	360
	6" height (152.4mm)	360 BSP

*Part numbers with BSP designation come with a BSPT coupler installed.
All standard part numbers come with a NPT coupler installed.*



LubeSite 500 Series

Corrosion Resistant, Metal Base

LubeSite 500 Series are nickel-chrome, double-plated for applications where corrosive resistance is required, such as chemical and food processing applications. All units are assembled with medium springs (light and heavy springs are included in each box). An extra heavy (orange) spring is available for applications requiring the use of an extension or for higher pressure flushing applications. The piston seal ring is fabricated from chemical-resistant Viton®.


Technical Data

Material	Domes	Polycarbonate
	Bases	Nickel-chrome plated lightweight aluminum
Thread Size	1/8" NPT or 1/8" BSPT	
Operating Temperature	-10°F to 250°F (-23°C to 121°C)	

How to Order

Reservoir Capacity	Dimensions	Part Number
1 oz (28.3 g)	1-3/4" diameter (44.5mm)	502
	3-5/8" height (92.1mm)	502 BSP
2 oz (56.7 g)	2-3/8" diameter (60.3mm)	505
	4-5/8" height (117.5mm)	505 BSP
6 oz (170.1 g)	3" diameter (75mm)	560
	6" height (152.4mm)	560 BSP

*Part numbers with BSP designation come with a BSPT coupler installed.
All standard part numbers come with a NPT coupler installed.*



LubeSite 704

High Temperature, Metal Base

LubeSite 704 allows precise dispensing of grease to a bearing in ambient temperatures up to 450°F (232°C). It's ideal for applications in steel mills, foundries, lumber drying kilns, glass plants, nuclear environments and metal heat-treating facilities.

The refillable, transparent reservoir permits a visual inspection of grease level at a safe distance. This feature is especially important in high temperature applications.

Technical Data

Material	Domes	Tempered borosilicate, glass
	Bases	Lightweight, anodized aluminum
	Cap	Stainless steel
Thread Size	1/8" NPT	

Note: These units are assembled with a medium (green) stainless steel spring. Units are packed individually and include an additional heavy (yellow) spring. The piston seal ring and gaskets are fabricated from temperature-resistant Viton.

How to Order

Reservoir Capacity	Dimensions	Part Number
4 oz (113.4 g)	3-1/4" diameter (82.5mm) 7-1/8" height (181mm)	704



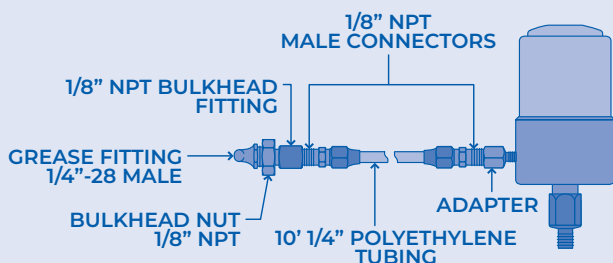
LubeLine™ Refill Kit

Remote Grease Refill Kit

The great majority of plants have hard to reach lubrication sites. The LubeLine Refill Kit allows refilling from distances up to 10 feet, and will fit all grease units.

The LubeLine Refill Kit comes complete with all of the required fittings and 10 feet of high pressure tube.

Remember, this product is specifically designed to refill a LubeSite unit, not replace it. LubeLine units should be prefilled prior to hook-up to the LubeSite unit. Be certain the LubeLine Refill Kit is free of all air bubbles.



How to Order

Description	Hose	Part Number
LubeLine Refill Kit	10' high pressure	LubeLine



LubeSite Oil Feeders

Overview

To dependably fill the need for automatic oil lubrication, we offer a full line of LubeSite single-point oilers, which include:

- + Drip Oilers
- + Gravity Feed Oilers
- + Chain Oilers
- + Constant Level Oilers

Our popular standard oiler offers the flexibility of a 4 oz or an 8 oz capacity reservoir set in a metal base. This base will withstand the punishment of extreme vibration or industry's worst environments.

These automatic oilers provide precise oil lubrication for machine tools, oil-lubricated bearings, gear boxes, motors, drives and chains. LubeSite oil lubricators feature a poke-through cap allowing refill by standard oil can. The hole then closes to prevent contamination.

Features

- + A clear reservoir which tells the maintenance worker, at a glance, when refilling is required.
- + Automatic lubrication service while machinery is running, providing improved worker safety.
- + Polycarbonate domes rated for 200°F (93°C) maximum temperature.



LubeSite Drip Oilers

Drip feed oilers are perhaps the most popular method of automatic oil lubrication. The lubricant feed rate can be set by the operator by merely turning the needle valve and viewing the drip rate in the flow sight. Oil flow can be stopped simply by shutting the valve.


A cam-lock valve flow sight (see page 25) is also available with drip oilers as an alternative method for precise metering applications. They have a durable polycarbonate flow sight which is a major improvement over the breakable glass sights currently used in other drip oilers. These valves may be purchased separately.

Technical Data

Material	Domes	Polycarbonate
	Bases	Lightweight, anodized aluminum
Thread Size	1/8" NPT	

How to Order

Reservoir Capacity	Dimensions	Part Number
4 oz (120 mL)	2-1/4" diameter (57 mm)	D-4
	7" height (177.8 mm)	D-4 cam
8 oz (240 mL)	2-1/4" diameter (57 mm)	D-8
	10" height (254 mm)	D-8 cam



LubeSite Gravity Feed Oilers

These single-point lubricators maintain a constant flow to oil-lubricated bearings. The durable polycarbonate reservoir makes these oilers desirable in applications such as food processing plants where there would be the danger of broken glass from oil-style oilers. These units can also be used as an oil level indicator, reserve reservoir or for back-pressure relief on machine start-up.

Technical Data

Material	Domes	Polycarbonate
	Bases	Lightweight, anodized aluminum
Thread Size	1/8" NPT	

How to Order

Reservoir Capacity	Dimensions	Part Number
4 oz (120 mL)	2-1/4" diameter (57 mm) 4-3/4" height (120 mm)	G-4
8 oz (240 mL)	2-1/4" diameter (57 mm) 7-3/4" height (197 mm)	G-8



LubeSite Chain Oilers

By adding a properly selected and applied chain oiler to your drive chain, you can greatly improve a drive's performance, operating life and efficiency.

As a chain moves in a sprocket, there is relative movement between the pin and bushing surfaces. Wear at these points creates elongation, decreasing both chain life and efficiency. By maintaining an oil film between the pin and bushing, you can greatly reduce this wear.

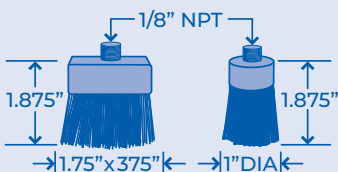
Proper lubrication can also help to prevent chain failure by providing protection against rust and corrosion. Rusting allows pits to form, causing stress concentration points which can result in premature chain failure, even at reduced loads. The brush's bristles will also help to clean the chain by removing dirt and other contaminants while replacing them with clean oil.

LubeSite chain oilers automatically function at predetermined rates to prevent over- and under-lubrication. Downtime is eliminated in applications where equipment must be shut down to get to the chain.

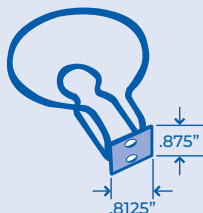
The most ideal positioning of LubeSite chain oilers is directly in front of the drive sprocket.

Dimensional Schematics

Brushes



Mounting Bracket*



* Mounting bracket is included with all LubeSite chain oilers or can be used with any of the other oilers. Bracket part number. 803-7.

Technical Data



Material	Domes	Polycarbonate
	Bases	Lightweight, anodized aluminum
Thread Size	1/8" NPT	

How to Order

Reservoir Capacity	Dimensions	Part #
4 oz (120 mL)	2-1/4" diameter (57 mm) 8-1/2" height (215.9 mm)	FB-4
		FB-4 cam
		RB-4
		RB-4 cam
8 oz (240 mL)	2-1/4" diameter (57 mm) 11-3/8" height (288.9 mm)	FB-8
		FB-8 cam
		RB-8
		RB-8 cam

FB= Flat brush RB= Round brush

Replacement Brushes

	Brush Type	Part Number
	Round	803-10
	Flat	803-11

Note: Brushes are designed with a feature that prevents oil from dripping off the ends of the brush tip under normal conditions. Oil is normally pulled off by the moving parts.



Denco Constant Level Oiler

The Denco Constant Level Oiler maintains a constant lubricant level in a bearing housing or gearbox automatically making up lubricant usage from its back-up reservoir.

Operation

The Denco Constant Level Oiler is based on the simple air compensation principal. As the oil level in the bearing falls, the level in the body of the oiler also falls. This fall in level uncovers the bottom of the chamfered feed tube of the oiler and air is admitted into the oil reservoir. An equivalent amount of oil is permitted to escape from the reservoir down the oil feed tube to the body of the oiler, restoring the pre-set oil level and sealing off the air feed tube. This sequence is repeated whenever the level of the oil in the bearing or sump fall and will continue until the reservoir is empty.

Features

- + Adjustable to allow fine tuning of the ultimate lubricant level.
- + The transparent reservoir shows immediately the back-up volume available at any time.
- + Reduces maintenance costs by increasing the periods between inspection and replenishments.
- + Prevents overfilling which could cause overheating or mechanical damage to bearings/gears.

Technical Data

Material	Bases	Brass (standard)
	Reservoirs	Glass, polythene
Reservoir Capacity	100 mL, 200 mL, 500 mL	
Lubricant	Suitable for use with any petroleum based oil with a viscosity that will flow through the feed tube and allow air bubbles to rise.	
Entry Ports	1/4" BSP (bottom and side)	
Operating Temperature	14°F to 140°F (-10°C to 60°C)	

Note: Alternative designs of oilers are available with API threads, steel bodies, dust/moisture skirts, balance tubes for sub-atmospheric environments and with a top entry plug for direct mounting into a reservoir or sump. (Reservoirs sold separately.)

How to Order

Standard Oilers for Use in Clean or Dry Conditions

Model	Description	Part #
Series N	Brass body and adapter with 1/4" BSP threads	38010
Series R	Brass body and adapter with 1/4" NPT threads	38011

Note: The standard models are for use in all applications where normal atmospheric pressure exists within the plant or machinery. Connection to the bearing housing or gearbox can be made via the side or bottom ports. Reservoirs sold separately.

Oilers for Use in Dirty or Wet Environments

Model	Description	Part #
Series L ¹	Brass body and adapter as series N but fitted with PVC skirt to protect the breather holes.	38120
Series P ²	Brass body and adapter fitted with PVC skirt, no breather hole but includes an overflow tube.	38127

¹ Extensively used in adverse environmental conditions but where normal atmospheric pressures exist. Reservoirs sold separately.

² Used as a back-up device to maintain a constant level in an oil bath on equipment on which the primary lubrication is oil mist or air/oil systems and where a rise in oil level would cause a problem. Reservoirs sold separately.

Reservoirs

Reservoir Material	Reservoir Capacity	Part Number
Glass	100 mL	38180
	200 mL	38190
Polythene	500 mL	38225

Note: Reservoirs sold separately from oilers.



Accessories and Kits

Extension Kit

LubeSite Extension Kit features a bracket to connect to your LubeSite Grease Feeder, nylon tubing and fittings. Up to 6 feet.

Electrical Shut-Off Valve

- + 110-120 volt
- + Used on all LubeSite oilers

How to Order

Description	Part Number
Electrical shut-off valve	37654
Extension kit (for series 200, 300, & 500)	37704



Oil Level Sight Plugs

The specially designed “bulls eye” prism glass lenses are molded during the hermetic sealing process. The reflective “bulls eye” surfaces reflect light in the absence of any liquid, allowing liquid levels to be seen easily.

The one-piece design is compact and leakproof at high temperatures and pressures. LubeSite oil level sight plugs may be easily installed using pipe thread sealant or left unsealed.

ATTENTION

Tapered pipe-thread sight glasses may be damaged by improper installation. Use socket wrench and high quality thread sealant. Tighten only enough to seal threads against leaks. If cracks appear in lens after installation, do not use.

Technical Data

Material	Cold rolled steel
Maximum Operating Temperature	500°F (260°C)

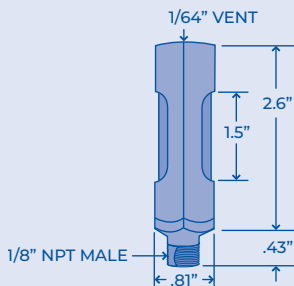
How to Order

Maximum Pressure	Thread Size	Hex Size	Lens Diameter	Part Number
400 psi	3/8" NPT	3/4"	7/16"	LSPB 38
250 psi	1/2" NPT	7/8"	5/8"	LSPB 50
200 psi	3/4" NPT	1 1/8"	3/4"	LSPB 75
100 psi	1" NPT	1 3/8"	1"	LSPB 100
60 psi	1-1/4" NPT	1 3/4"	1 3/16"	LSPB 125



LubeSite Vented Liquid Level Sight

LubeSite's accurate way to check liquid level in a closed tank. Both male and female models feature a large window on two sides for easy visual inspection, top venting for vertical mounting and a sight tube which is designed for easy cleaning.



Sights are sized to fit existing or readily available fittings. Heavy duty material is used through (black oxide steel). Sights measure .81" wide by 2.6" high (male) or 2.17" high (female).

Technical Data

Operating Temperature

-10°F to 250°F (-23°C to 121°C)

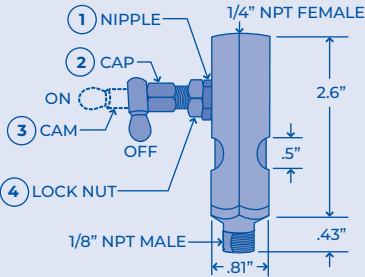
How to Order

Description	Part Number
Male	LLS-3M
Female	LLS-3F



LubeSite Adjustable Valve Flow Sight

This cam makes small flow adjustments easier. The lock nut resists vibrations and maintains a preset flow. It has an easy to see lock on/lock off action with spring action to positively control the needle.



To set or change rate of flow, push cam (3) to horizontal position. Loosen lock nut (4). Turn cap (2) counter clockwise until oil is feeding properly. Lock setting with lock nut (4).

Technical Data

Operating Temperature	-10°F to 250°F (-23°C to 121°C)
-----------------------	---------------------------------

How to Order

Description	Part #
Adjustable valve/flow sight assembly 1/4" NPT(F) x 1/8" NPT(M)	824-3
Cam valve/flow sight assembly 1/4" NPT(F) x 1/8" NPT(M)	824-5
Cam valve/flow sight assembly 1/4" NPT(F) x 1/8" NPT(F)	824-6



Adapters and Couplers

How to Order

	Description	Material	Part Number
	Straight adapter 1/8" NPT (F) x 1/4"-28 (M) SAE-LT	Zinc plated steel	20-1
	Bushing adapter 1/8" NPT (F) x 1/4" NPT(M)	Zinc plated steel	U104B1
	1/8" NPT (F) x 1/4" BSPT(M)	Zinc plated steel	20-2BSP
	45° adapter 1/8" NPT (F) x 1/8" NPT(M)	Zinc plated steel	U1103A
	1/8" NPT (F) x 1/8" BSPT(M)	Zinc plated steel	20-3 BSP
	45° adapter 1/8" NPT (F) x 1/4"-28 (M) SAE-LT	Zinc plated steel	20-6
	1/8" BSPT (F) x 1/4"-28 (M) SAE-LT	Zinc plated steel	20-6 BSP
	90° adapter 1/8" NPT (F) x 1/4"-28 (M) SAE-LT	Zinc plated steel	27718
	90° adapter 1/8" NPT (F) x 1/8" NPT(M)	Zinc plated steel	U1104AS
	1/8" NPT (F) x 1/8" BSPT(M)	Zinc plated steel	20-5 BSP
	Base coupler 1/4" NPT (F) x 1/8" NPT(M)	Zinc plated steel	202-2
		Zinc plated steel	202-2 BSP
	1/4" NPT (F) x 1/8" BSPT(M)	Nickel chrome plated	7105221
	Base Coupler 1/4" NPT (F) x 1/4"-28 (M) SAE-LT	Zinc plated steel	202-2A
	Base coupler 3/8" NPT (F) x 1/8" NPT(M)	Zinc plated steel	205-2
		Nickel chrome plated	7105502
	3/8" NPT (F) x 1/8" BSPT(M)	Nickel chrome plated	7105521

Industries

LubeSite is Used in the Following Industries:

- + Air conditioning & refrigeration (commercial)
- + Amusement parks
- + Automotive
- + Aviation and aerospace
- + Baking (commercial)
- + Bottling
- + Bowling lanes equipment
- + Brewing
- + Car wash equipment
- + Chemical processing
- + Compressed air
- + Construction equipment
- + Conveyor equipment
- + Dairy
- + Elevators
- + Farming
- + Fertilizing plants
- + Food processing
- + Grain processing
- + Hospitals
- + Hotels
- + HVAC
- + Laundries (commercial)
- + Lumber
- + Machine tools
- + Maintenance and repair operations (MRO)
- + Marine
- + Mining (coal, iron, copper, silver, sulfur & quarry)
- + Motors
- + Oil (drilling and refining)
- + Optical grinding
- + Packaging
- + Port facilities
- + Printing
- + Pulp and paper
- + Pumps
- + Public utilities
- + Robots
- + Textiles
- + Tobacco
- + Waste treatment (sewage and solid)



Innovators of engineered lubrication technology since 1872

Bijur Delimon International operates engineering, sales, manufacturing and logistical service centers in nine strategic locations around the globe while constantly striving for improvement in everything we do. Our customers, internal and external, expect nothing less!



USA (MANUFACTURING)

Bijur Delimon International
2685 Airport Road
Kinston, NC 28504

(800) 227 1063 **TOLL-FREE**
(252) 527 6001 **TEL**
(252) 527 9232 **FAX**

UNITED KINGDOM

Denco Lubrication Limited
Ramsden Court
Ramsden Road Rotherwas
Industrial Estate
Hereford, HR2 6LR

(+44) (0) 1432365000 **TEL**
(+44) (0) 1432365001 **FAX**

IRELAND

Bijur Lubricating Ireland Limited
Gort Road
Ennis, County Clare

(+353) 6568-21543 **TEL**
(+353) 6568-29667 **FAX**

GERMANY

Delimon GmbH
Arminstrasse 15
40227 Düsseldorf

(+49) 211 / 77 74-0 **TEL**
(+49) 211 / 77 74-210 **FAX**

FRANCE

Bijur Products, Inc.
PB 50 - ZI de Courtabœuf
9, Avenue de Quebec
F-91942 Courtaboeuf Cedex

(+33) (0)169298585 **TEL**
(+33) (0)169077627 **FAX**

SPAIN

Lubricacion Centralizada de Limon S.A.
Avenida Txori Erri 3
48150 Sondica Vicaya

(+34) 94-453-2000 **TEL**
(+34) 94-453-2500 **FAX**